



KEY FACTS



STATUS OF ROAD SAFETY IN THE AFRICAN REGION

Introduction

Globally, road traffic injuries contribute to 1.35 million deaths every year (1). In addition, road traffic injuries are now the leading cause of death for children and young adults aged 5–29 years (1). The risk of road traffic injuries and policy response to it varies by region. Understanding regional specificities helps in developing an appropriate strategy to respond to the unique situation of a given region. The key facts on road safety in the African Region of the World Health Organization (WHO), based on data collected for the fourth *Global status report on road safety* (1), are presented in this fact sheet. The facts presented are for 44 countries out of 47 countries, representing 93.7% of the population in the African Region. For this fact sheet, 2018 data were used for the review of vehicle standards; 2017 data were used for the review of legislation, road safety standards and post-crash care; and fatality estimates were based on data from 2016.

Regional road traffic injury burden

The African Region accounts for 20% of global road traffic deaths with nearly 272 000 deaths. It accounts for 14% of the total world population and 3% of the total number of registered vehicles. The African Region has the highest road traffic fatality rate among WHO regions with a rate of 26.6 per 100 000 population. As shown in Figure 1, the burden of road traffic deaths is disproportionately borne by low- and middle-income countries in the region, which together account for almost 100% of this burden.

The African Region has a particularly high proportion of vulnerable road users. Pedestrians account for 40% of all the road traffic deaths. There are notable variations in road traffic deaths by road user types as revealed in selected countries of the African Region (Figure 2). This figure, based on reported data, shows that whereas motorized 4-wheelers constitute the highest (over 40%) affected group in Angola, Botswana and Eswatini, pedestrians form the highest affected group (over 40%) in Malawi and Ghana and motorized 2-3 wheelers constitute the most affected group (over 40%) in Benin, Mauritius and Mali.

Figure 1: Proportion of population, road traffic deaths, and registered motor vehicles by country income category, African Region, 2016

■ Low-income ■ Middle-income ■ High-income

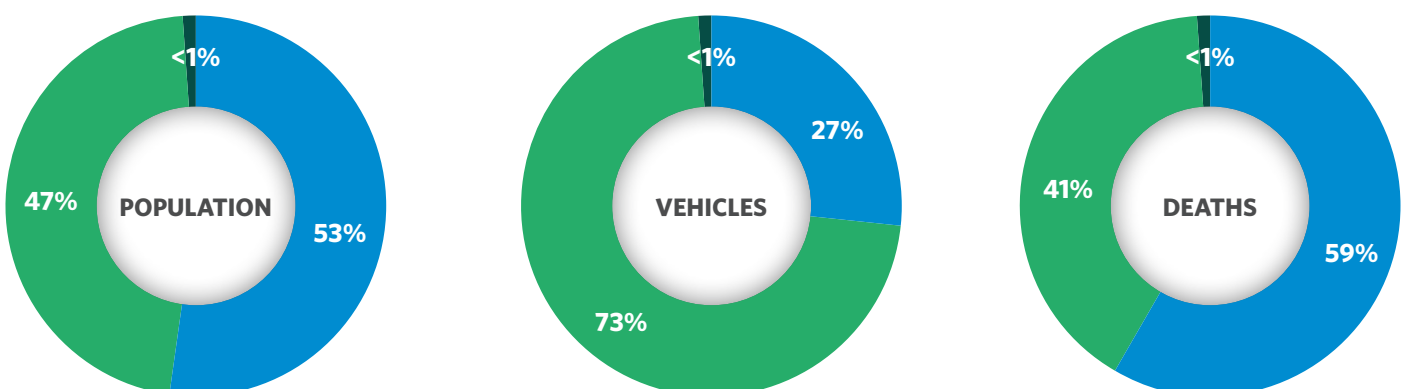
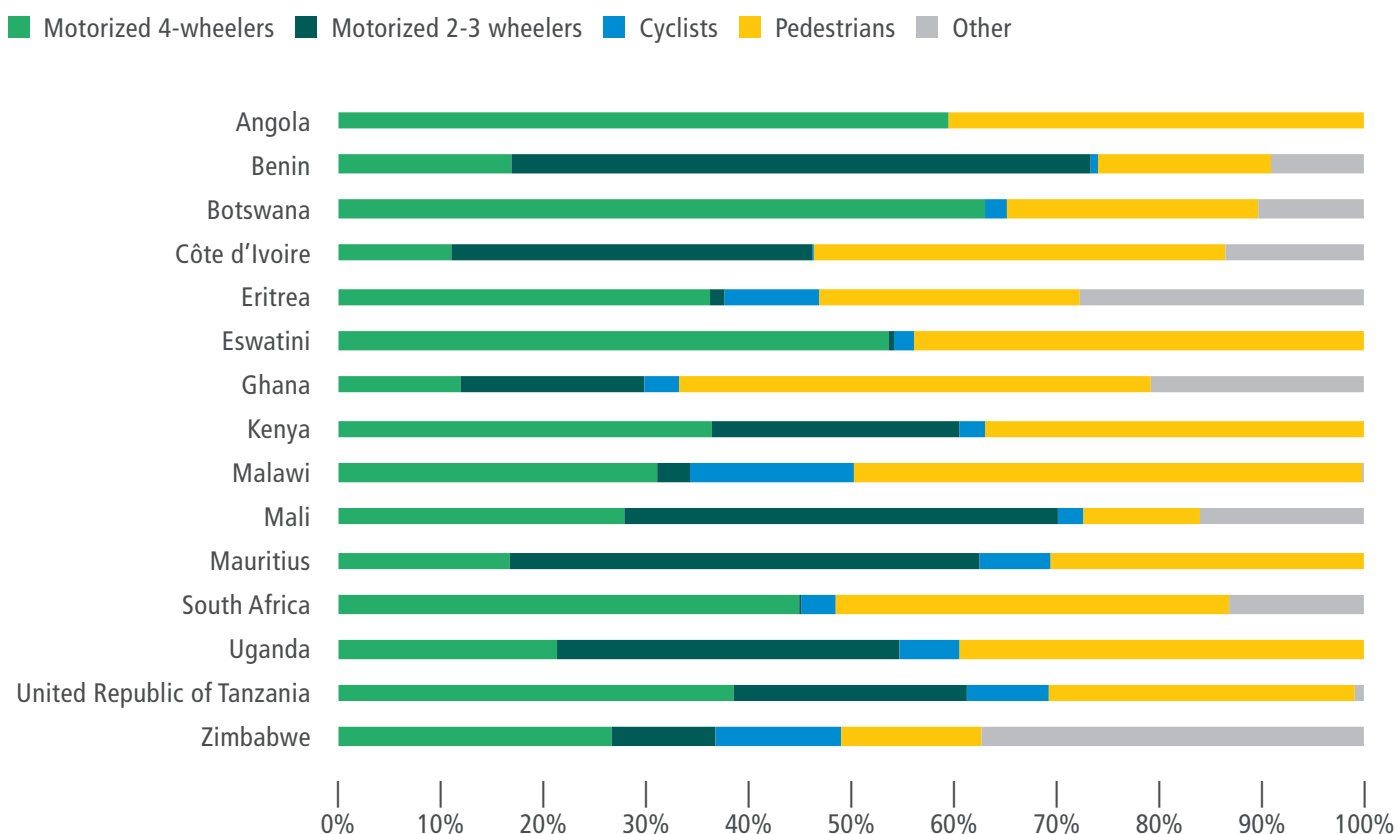


Figure 2: Mortality by different modes of transport as a proportion of road deaths in selected countries in Africa



Status of road safety policy development and implementation

Information is presented on five areas that are key to a comprehensive approach to road safety: institutional management, legislation on road user behaviour, safe roads, safe vehicles and post-crash care.

Institutional management

Appropriate institutional management is needed to coordinate road safety policy development and implementation at the national level (1, 2). Of the 44 participating countries, 41 countries had a lead agency, 28 had strategies, 27 had strategies that were funded and 19 had strategies with a fatality reduction target.

Legislation and road user behaviour

Establishing and enforcing laws to address key risk factors are critical components of an integrated strategy to prevent road traffic deaths and injuries (2). The key behavioural risk factors for road traffic injuries are speeding, drinking and driving, not wearing a helmet, and not using a seatbelt or child

restraint. Out of 44 countries that participated in the data collection, 21 countries have no laws meeting the best practice on any of the five risk factors, 15 countries have laws that meet the best practice on 1 risk factor only, 6 countries have laws that meet best practice on 2 risk factors, 2 countries have laws that meet best practice on 3 risk factors, no country has laws that meet best practice on 4 risk factors and no country has laws that meet best practice on 5 risk factors. Specifically:

- 7 countries meet best practice criteria for speed laws (Figure 3);
- 1 country meets best practice criteria for drink-driving laws;
- 8 countries meet best practice criteria for helmet laws (Figure 4);
- 16 countries meet best practice criteria for seat-belt laws (Figure 5); and
- 1 country meets best practice criteria for child restraint laws.

Safe roads

When safety is taken into consideration during the planning, design and operation of roads, substantial contributions can be made to reducing road traffic deaths and injuries (1). For pedestrians, cyclists and motorcyclists, the lack of specific

Figure 3: Countries with speed laws meeting best practice in Africa, 2017

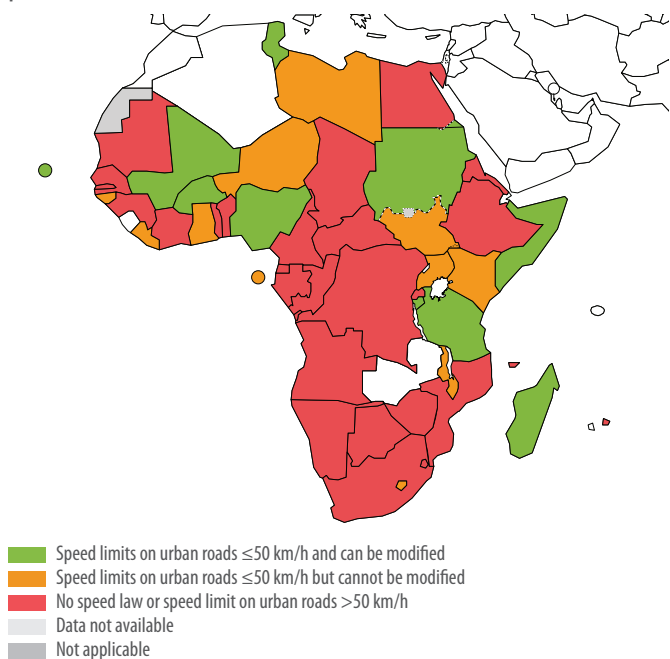
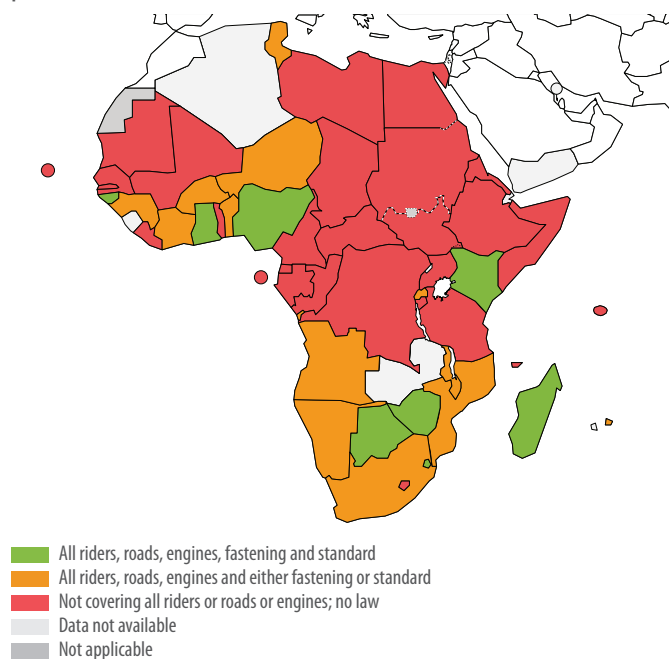


Figure 4: Countries with helmet laws meeting best practice in Africa, 2017

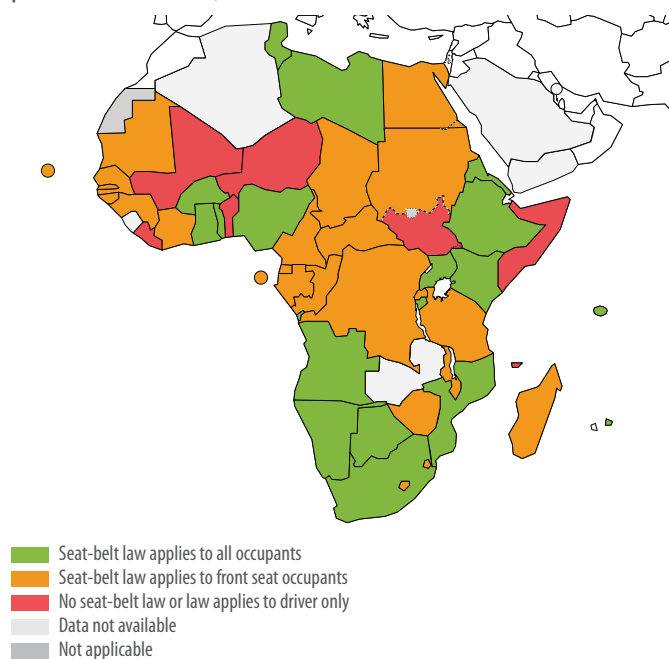


infrastructure features that can ensure them a safe journey leaves them vulnerable to injury. Road safety audits are one way to ensure minimum standards for infrastructure are met but only 32 out of 44 countries require audits or star rating¹ for new road infrastructure. Another 35 countries have design standards for the safety of pedestrians and cyclists while 22 countries currently undertake systematic assessments or star rating of existing roads. While 27 countries invest in upgrading high risk locations, 22 countries have policies and investment in urban public transport. All countries should include safety as a key feature of new roads and consider conducting audits of existing infrastructure, giving the safety of vulnerable road users attention.

Safe vehicles

The United Nations World Forum for Harmonization of Vehicles has a series of international motor vehicle safety standards and regulations that provide a legal framework for United Nations Member States that are encouraged to apply. Through the World Forum, motor vehicles can now be internationally approved without further tests, provided they meet the relevant United Nations regulations that include crash-worthiness (providing protection when an incident occurs) and crash avoidance (preventing a collision from happening at all). Among the most important vehicle standards are the following eight regulations: seat- belts; seat-belt anchorages; frontal impact; side impact; electronic stability control; pedestrian

Figure 5: Countries with seat-belt laws meeting best practice in Africa, 2017



¹ This refers to an objective measure of the safety performance of a proposed road design for all relevant road users that is usually associated with a design target (e.g. minimum 3- or 4-star for pedestrians, cyclists, motorcyclists and vehicle occupants).



KEY FACTS

STATUS OF ROAD SAFETY IN THE AFRICAN REGION

protection; ISOFIX child restraint anchorage points; and motorcycle anti-lock braking systems (3). Out of 44 countries, 43 implement none or 1 safety standards, 1 implements 2 to 6 safety standards and there is no country that implements 7-8 vehicle safety standards. Further, no country implements frontal impact standard, one implements electronic stability control and one implements pedestrian protection.

Post-crash care

Simple and affordable post-crash care interventions save lives. Effective care for the injured requires timely care at the crash scene, prompt transport to appropriate emergency and surgical care at hospital, and early access to rehabilitation services. There were 16 countries out of 44 that have a national single emergency number. Only three countries have a trauma registry. While 18 countries have a formal certification for prehospital providers, only 9 have conducted national assessment of emergency care systems. In 2019 the World Health Assembly called upon governments and WHO to improve emergency and trauma care.

Conclusion

The rate of road traffic fatality in the African Region remains the highest in the world. Whereas several countries have the relevant policy framework in place, there remains significant progress to be made in most countries. Progress will depend upon addressing the gaps identified in key road safety laws, infrastructure, vehicles standards and access to post-crash care. Knowledge about specific actions to be undertaken on each of these key areas is available. There are specific issues that need to be addressed. The first is increasing political will. Despite a better understanding of the problem and its solutions, political will to carry out the necessary actions is often lacking. Too many countries still lack funded strategies, lead agencies and good laws that are enforced.

The second is ensuring accountability. Improving the safety of roads requires clear responsibility and accountability that cuts across sectors. Those who plan, design, operate and use the road system share responsibility for creating a road system in which crashes occur less frequently. This responsibility is shared across governments, businesses, media and civil societies, requiring alignment with a range

of societal goals, careful governmental leadership and an effective safety performance framework. However, there needs to be clear responsibility for progress on the system as well as for each component. The establishment of lead agencies with appropriate capacity and related multisectoral coordination arrangements amongst the responsible agencies are a prerequisite for effective action.

The third is strengthening data collection. Robust data are a critical component for the attainment of any future target. Without the ability to assess progress and the effectiveness of efforts to reduce fatalities and injuries, countries will fail to identify gaps in the system and deliver tailored improvements. Because of the differences in definitions, reporting, and coding practices adopted by health, police, and insurance, the individual sources of data often provide an incomplete view of the actual situation.

The fourth is building capacity. Many countries are still struggling to establish capacity for sustainable safety management as well as the leadership, coordination and funding arrangements, which underpin better performance. Silo approaches to intervention persist and while there are examples of multisectoral activity and shared responsibility, these are atypical.

The fifth is scaling up current road safety efforts. There is an urgent need for governments to scale up their road safety efforts to fulfil their commitments made in the Sustainable Development Agenda 2030, especially target 3.6 of Sustainable Development Goals requiring a 50% reduction in global road traffic deaths and injuries by 2020 (4).

References

1. Global status report on road safety 2018. World Health Organization, Geneva. 2018.
2. Save LIVES: a road safety technical package. World Health Organization, Geneva. 2017.
3. Policy update 2017 – democratising car safety: road map for safer cars 2020. London, Global NCAP. 2017.
4. Transforming our world: the 2030 agenda for sustainable development. New York, United Nations Organization, 2015.

WORLD HEALTH ORGANIZATION

Management of Noncommunicable Diseases, Disability, Violence and Injury Prevention (NVI)

20 Avenue Appia
1211 Geneva 27
Switzerland
Phone: +41 22 791 2881

http://www.who.int/violence_injury_prevention/road_traffic/en/

WORLD HEALTH ORGANIZATION—REGIONAL OFFICE FOR AFRICA Disability, Injury Prevention and Rehabilitation Department of Noncommunicable Diseases and Environmental Health (NDE)

Cité de Djoué
P.O. Box 06
Brazzaville
Republic of Congo